

TRUE FLIX® Quick Start Guide

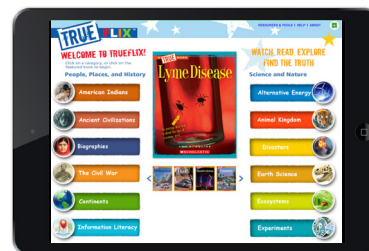
TrueFlix offers hundreds of units to supplement social studies and science core curricula learning. Use this quick guide to get started with the program today!



Getting Started

Log into TrueFlix using the credentials provided by your school or library. Both educators and students will have access.

Note: Social studies units (People, Places, and History) are on the left side of the page and Science and Nature are on the right. Select a main topic and explore the many units available!



Watch the Video

Play a video related to the ebook. A closed-captioning option is available.



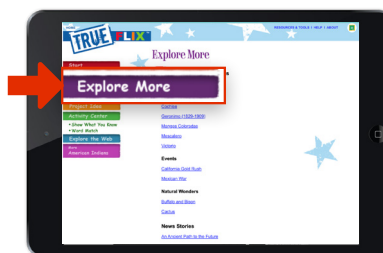
Read the eBook

Read a story related to the video. Students have the option to turn on the read-to-me feature. They can also navigate to a specific chapter by selecting “contents.”



Explore More

Develop a deeper understanding of the unit with related articles from Scholastic GO! and a wealth of additional nonfiction texts.






Project Ideas

This section provides project ideas. Step-by-step instructions are provided.




Activity Center

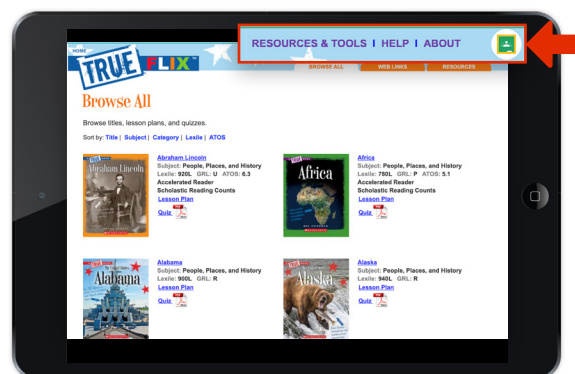
- **Show What You Know:** Students are provided with additional questions to deepen learning on the topic. For a quick comprehension check, students can take a quiz and receive immediate feedback.
- **Word Match:** Students can play interactive word match games.



Resources and Tools

Click Resources & Tools in the top-right corner to discover educator tools including lesson plans, quizzes, and more!

- View the full title list for TrueFlix.
- If you are a Google Classroom user, look for this icon  to share content with your students.
- **Help:** Use the Help tab to get an overview of the program features, how to use them, and more. You can also check your technical compatibility and view our system requirements.



Need assistance with this resource?
Please contact DigitalService@Scholastic.com